






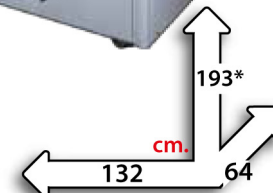


P	+10/+2	2	0,8	740	230 250	lam.plast.
P	+10/+2	2	0,8	740	230 250	acc.inox


						
NFP	+10/-5	2	0,8	740	230 250	lam.plast.
NFP	+10/-5	2	0,8	740	230 250	acc.inox
NFN	+5/-25	2	1	740	230 250	lam.plast.
NFN	+5/-25	2	1	740	230 250	acc.inox
NFA	-18/-40	2	3	740	230 250	lam.plast.
NFA	-18/-40	2	3	740	230 250	acc.inox
CB	+5/-25; +10/-5	2	0,9	740	230 250	lam.plast.
CB	+5/-25; +10/-5	2	0,9	740	230 250	acc.inox



*modelli statici cm 188
 static model cm 188
 modelli NFA NFNA cm 196
 model NFA NFNA cm 196




AUTO




INOX

nr 4 + 4
mm. 510 x 440




GRIGLIE
GRIDS

Disponibile in:
available in:










LAM INOX










LAM PLAST


8000 4T

lab line


						
NFP	+ 10/-5	2	0,8	680	230 250	lam.plast.
NFP	+ 10/-5	2	0,8	680	230 250	acc.inox
CB	+ 5/-25; + 10/-5	2	1,6	680	230 250	lam.plast.
CB	+ 5/-25; + 10/-5	2	1,6	680	230 250	acc.inox






AUTO


nr 2+2+2+2
mm. 510 x 440




GRIGLIE
GRIDS



INOX



LAM INOX



LAM PLAST

Disponibile in:
available in:

*modelli statici cm 188
static model cm 188
modelli NFA NFNA cm 196
model NFA NFNA cm 196

